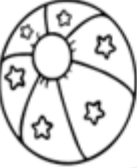






I. Look and read. Put a (✓) or a (X). There is an example.

0  This is my ball. ✓

1.  This is my doll.


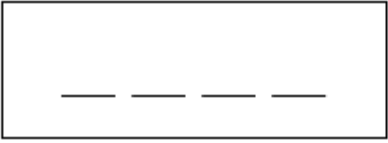

2.  This is my train.




3.  This is my kite.


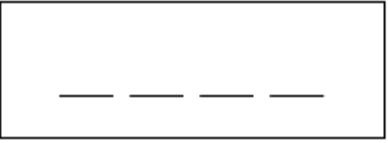

4.  This is my teddy bear.




II. Look at the pictures. Look at the letters. Write the words. There is one example.

0.  

1.   

2.   

3.   

4.   

III. Order the words. There is one example.

0. She's / student. / a/

She's a student.

1. my / It's / ice cream. / brother's

2. isn't / a / She / teacher.

3. slide. / It's / the / under

4. your / teddy bear? / Where's

5. is / This / my / mom.

6. a / He's / farmer.

IV. Look at the pictures and read the questions. Write one-word answers.

There are two examples.




0. How many boys are there? two

0. Where is the girl? on the slide



1. Where are the children? in a _____
2. What is in the boy's hand ? a _____
3. What is in the water? a _____



4. What is in the girl's hand ? a _____
5. What is the boy playing with? a _____
6. How many pencils are there? _____

Đáp án

I. Look and read. Put a (√) or a (X). There is an example.

1. √	2. X	3. √	4. X
------	------	------	------

II. Look at the pictures. Look at the letters. Write the words. There is one example.

1 - hand	2 - eyes	3 - doll	4 - car
----------	----------	----------	---------

III. Order the words. There is one example.

1 - It's my brother's ice-cream.

2 - She isn't a teacher.

3 - It's under the slide.

4 - Where's your teddy bear?

5 - This is my mom.

6 - He's a farmer.

IV. Look at the pictures and read the questions. Write one-word answers.

1 - pool	2 - ball	3 - duck
4 - doll	5 - kite	6 - four