

I. Look and write:

<i>up</i>	<i>juice</i>	<i>a boy</i>	<i>a book</i>
<i>down</i>	<i>apples</i>	<i>a girl</i>	<i>a car</i>



Ex: a book



1. _____



2. _____



3. _____



4. _____



5. _____

HavaMATH



6. _____




7. _____

II. Look at the picture and complete the word:



Ex: jump



1. pu_ding



2. turn aro_nd



3. cook_es

HavaMATH



4. cra_on



5. pu_pet



6. moto_cycle



7. tru_k

III. Complete the conversation:

<i>Benny</i>	<i>see</i>	<i>name's</i>	<i>please</i>	<i>too</i>	<i>I'm</i>	<i>fine</i>
<i>bye</i>	<i>like</i>	<i>Good</i>	<i>Here</i>	<i>you</i>	<i>thank</i>	<i>you're</i>

Ex: I'm Benny.

Hello, Benny.

HavaMATH

1. My _____ Sue
_____ morning, Sue.

2. How are _____?
_____, thank you.

3. A book. _____ you.
_____ welcome.

4. Good- _____!
_____ you tomorrow!

5. Cookies, _____.
_____ you are.

6. I _____ pink.
Me, _____!

IV. Match:

Hava MATH



o

o Stand up!



o

o Clean up!



o


o March!



o

o Line up!

V. Which are the same? Circle.



VI. Which is different? Write an X.

Hava MATH



Đáp án

I. Look and write:

<i>up</i>	<i>juice</i>	<i>a boy</i>	<i>a book</i>
<i>down</i>	<i>apples</i>	<i>a girl</i>	<i>a car</i>



Ex: a book



1. down



2. apples



3. a boy



4. a car



5. juice

Hava MATH



6. *a girl*




7. *up*

II. Look at the picture and complete the word:



Ex: jump



1. *pudding*



2. *turn around*



3. *cookies*

Hava MATH



4. *crayon*



5. *puppet*



6. *motorcycle*



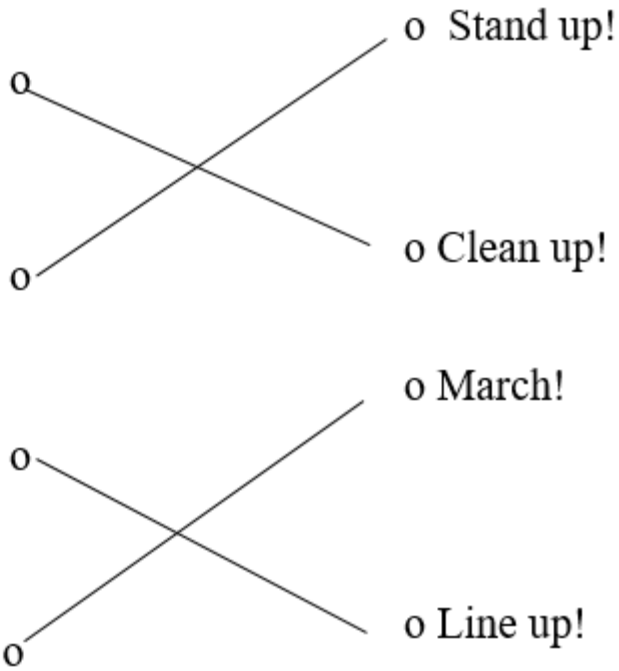
7. *truck*

III. Complete the conversation:

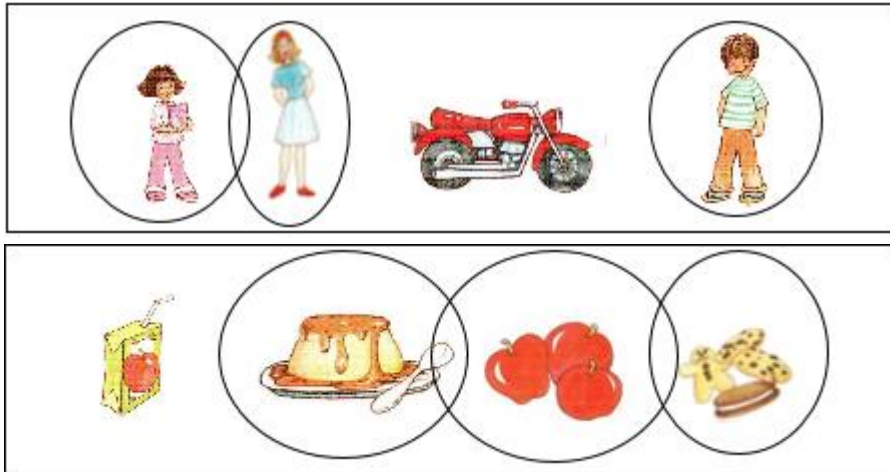
- 1. My name's Sue*
Good morning, Sue.
- 2. How are you?*
Fine, thank you.
- 3. A book. thank you.*
You're welcome.
- 4. Good-bye!*
See you tomorrow!
- 5. Cookies, please.*
Here you are.
- 6. I like pink.*
Me, too!

IV. Match:

Hava MATH



V. Which are the same? Circle.



VI. Which is different? Write an X.

Hava MATH

