



**I. Look and read. Put a tick(✓) or cross(x). These are two example(2.5points)**

1.

This is a cake.



2.

It's a lion.



3.

The bike is red



4.

I can draw a sheep.



5.

I have eggs for my breakfast.



6.

She is a teacher.



7.

These are five boys



## II. Look at the picture and reorder the letters( 2.5 points)



1. loevsg  
→ \_\_\_\_\_



2. yehno  
→ \_\_\_\_\_



3. ybba  
→ \_\_\_\_\_



4. edsil  
→ \_\_\_\_\_



5. hcaep  
→ \_\_\_\_\_



6. teews  
→ \_\_\_\_\_



7. odfo  
→ \_\_\_\_\_



8. esoubl  
→ \_\_\_\_\_

III. Look at the picture and read this. Fill in the blank with a word. There's one example (2.5 points)

Example:

This is my mom \_\_\_\_\_



1. I have a .....



2. Look! It's a big.....



3. They are black .....



4. He's a.....



5. She has two.....



## IV. Reorder the word to complete the sentences.



1. my/ mother/ you/ Can/ see?

→ \_\_\_\_\_



2. slide/ are/ playing/ Five/ on/boys/the.

→ \_\_\_\_\_



3. cake/ making/ a/ I'm.

→ \_\_\_\_\_



# Hava MATH

4. blouses/ two/ I/ have.

→ \_\_\_\_\_










5. bike/ riding/She's/ a.

→ \_\_\_\_\_

## Đáp án

I. Look and read. Put a tick(✓) or cross(x). These are two example(2.5points)

1.	<input checked="" type="checkbox"/>	This is a cake.	
2.	<input type="checkbox"/>	It's a lion.	
3.	X	The bike is red	
4.	✓	I can draw a sheep.	
5.	✓	I have eggs for my breakfast.	
6.	X	She is a teacher.	
7.	X	These are five boys	



# HavaMATH

## II. Look at the picture and reorder the letters( 2.5 points)



1. loevsg  
→ gloves



2. yehno  
→ honey



3. ybba  
→ baby



4. edsil  
→ slide



5. hcaep  
→ peach



6. teews  
→ sweets



7. odfo  
→ food



8. esoubl  
→ blouse

## III. Look at the picture and read this. Fill in the blank with a word. There's one example (2.5 points)



# Hava MATH

## Example:

This is my mom \_\_\_\_\_



1. I have a rabbit



2. Look! It's a big elephant.



3. They are black dogs



4. He's a cook



5. She has two ears

## IV. Reorder the word to complete the sentences.

# Hava MATH



1. my/ mother/ you/ Can/ see?

→ Can you see my mother?



2. slide/ are/ playing/ Five/ on/boys/the.

→ Five boys are playing on the slide.



3. cake/ making/ a/ I'm.

→ I'm making a cake



4. blouses/ two/ I/ have.

# HavaMATH

→ I have two blouses



5. bike/ riding/She's/ a.

→ She's riding a bike.