

## 1. Trace and match

1. It's a lorry.


2. It's a nest.


3. It's an orange.


4. It's a nose.


5. It's a snake.


6. It's a banana.


a 

b 

c 

d 

e 

f 

## 2. Put the word in the right columns.

frog banana Bill orange snake Kim  
Jill monkey Ann apple lion mango

Names	Animals	Fruits
Bill	frog	banana

### 3. Write and colour.

1 What's this?  
It's a s\_\_ke.



2 What's this?  
It's a fr\_g.



## ĐÁP ÁN

### 1. Trace and match

1. It's a lorry.

2. It's a nest.

3. It's an orange.

4. It's a nose.

5. It's a snake.

6. It's a banana.

a

b

c

d

e

f

The image shows a matching exercise. On the left, there are six numbered statements in rounded rectangular boxes. On the right, there are six circular frames, each containing a different illustration and a letter from 'a' to 'f'. Red lines connect the statements to the correct illustrations: 1 to f (lorry), 2 to e (nest), 3 to a (orange), 4 to b (nose), 5 to c (snake), and 6 to d (banana).

### 2. Put the word in the right columns.

Name	Animal	Fruit
Bill	Frog	Banana
Ann	Snake	Orange
Kim	Lion	Apple
Jill	Monkey	Mango

### 3. Write and colour.

1) What's this?

It's a snake.

2) What's this?

It's a frog